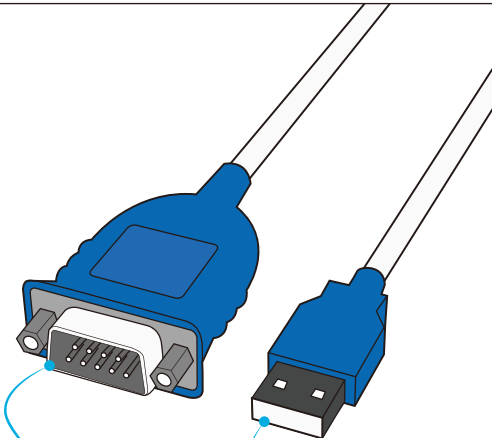


CB-DB9P

SABRENT

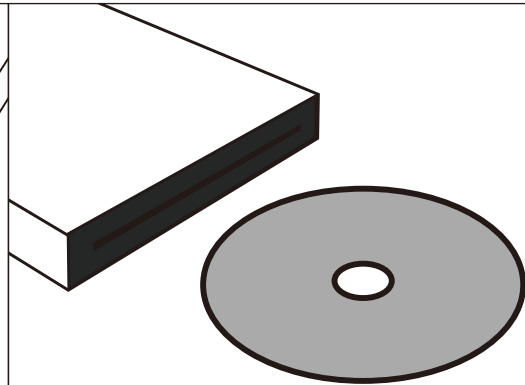


**Sabrent USB 2.0 to Serial (9-Pin)  
RS-232 Converter Cable**

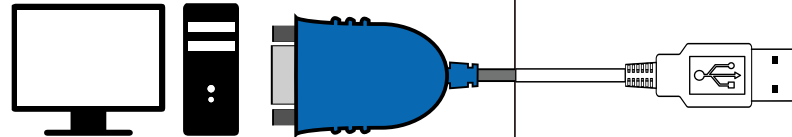


**RS-232  
Serial Port**

**USB 2.0 Port**



1. Install driver from driver CD, if your computer doesn't have a CD/DVD drive, you can visit <https://www.sabrent.com/downloads/> to download the latest driver.



2. Plug RS-232 Serial Port end of adapter into appropriate port on computer or laptop.

3. Plug USB end of adapter into appropriate port on devices including: phones, PDAs, digital cameras, modems, and IDSN terminal adapters.